



Education

Exhibition

Preservation

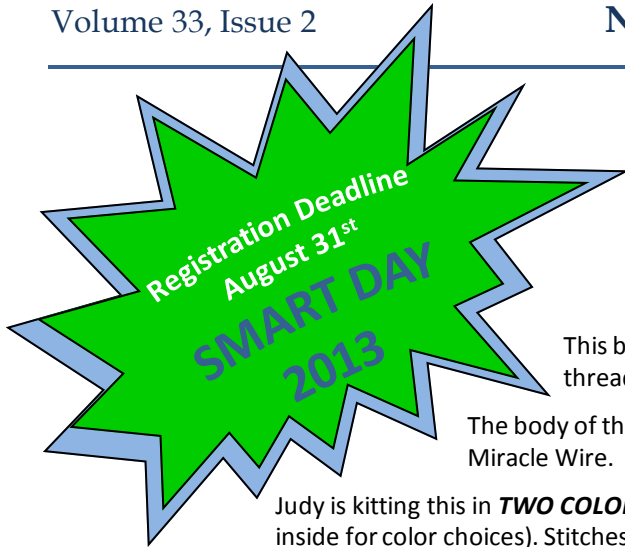
Research

## MID-ATLANTIC REGION

Volume 33, Issue 2

NEWSLETTER

August 2013



Sign Up Now for **SMART Day!**

# Stumpwork Butterfly

A One-Day Class with **Judy Jeroy**

Saturday, October 19, 9 am to 4:30 pm

This beautiful butterfly will be worked with 6-strand cotton and rayon threads over Miracle Wire (DMC) and can be mounted on a satin box.

The body of the butterfly will be made of beads with the antennae of the Miracle Wire.

Judy is kitting this in **TWO COLOR COMBINATIONS** – **Blue/Green** (shown) or **Purple/Green** (see inside for color choices). Stitches used are satin, buttonhole, stem, needle painting (long and short) and bead embroidery.

The kit includes linen twill to construct the butterfly wings, base mounting fabric, 6-strand cotton, 6-strand rayon, Miracle Wire, beads, needles, and instruction booklet for a cost of **\$25**.

Participants may also choose to purchase a **black or dark blue satin jewelry box** (6" x 3" x 2" high, with completed, finished interiors and a drop-in top suitable to carry the needlework) for a cost of **\$30** (this is in addition to the \$25 cost for the kit).

**This course is suitable for all levels.**

**Sunday, October 20, 2013, 9 AM to Noon**

**FREE Finishing Class**

**Hosted by The Tidewater Virginia Chapter**



### How to Make a Box



Learn how to make beautiful boxes to showcase and enhance your needlework. You will construct a small box and receive directions on how to design any size box you wish to make in the future.

Your kit includes all the supplies needed to complete 1 box. You will also receive a design to stitch that was especially created for this class and the fabric used to make your box.

Registration is **required** for this class so that we have enough kits for everyone who wishes to learn this great finishing technique. To register, complete the coupon at the end of the newsletter.

Mark your calendar for a fun-filled weekend October 18 - 20 in scenic Virginia Beach. The Tidewater Virginia Chapter is hosting the Autumn Region Meeting and SMART Day and are planning lots of fun activities. See you in October in Virginia Beach.

See inside for all the info on SMART Day 2013!



## A Note from your Region Director

Dear Fellow Stitchers,

As I write this, my time as your Region Director is coming to an end. It has been an honor and a privilege to serve the Mid-Atlantic Region and its members for 4 years in this position. I have enjoyed meeting so many of you on my travels to different chapters to deliver a talk or to celebrate an anniversary or special event.

With your help I have accomplished most of my goals for our region. MAR continues to be on strong financial footing, our membership numbers are growing, we are looking forward to a Mini Seminar in 2014, and the new banner is over half completed.

Of course nothing would have been accomplished without the work and support of my MAR board and committee members...thank you all. Last, but certainly not least, are all the individual chapter officers: the Presidents who keep chapters running, the Region Reps who pass information between the chapters and the region, and everyone else who serve their chapters in other capacities.

Included in this newsletter is the proposed MAR budget for 2014. Please review it with your chapter meetings. Your Rep will be voting on the budget during the Virginia Beach meeting. Also at that meeting MAR will elect new officers to serve for the next 3 years. Their biographies are in this issue. If your Region Rep is unable to attend, please make sure that your substitute has a proxy form signed by the Chapter President. You may ask a Region Rep from another chapter to proxy for your chapter. If you do, that rep needs a proxy from your chapter.

The week before our Region Meeting I will be participating in the National Board Meeting and Seminar in Louisville. It's not too late for you to purchase tickets for an all expense paid trip to Seminar 2014 in Phoenix, AZ, (\$10 for each ticket) or opportunity drawing tickets @ \$1 each (The MAR offering is a \$300 Visa card). E-mail me or send me a note if you are interested.

I want to encourage MAR members to enter the EGA sponsored "Through the Needle's Eye" exhibit. More information is included in this newsletter. MAR will be offering a special prize for a piece stitched by a member of the Mid-Atlantic Region and chosen by the jurors.

Again, thank you all for all your support.

AliceRae



Region Website: [www.marega.org](http://www.marega.org)



**MAR Mailing Address:**  
544 Charles Avenue  
Kingston, PA 18704

### Jo-Ann gives the VIP treatment to Embroiderers' Guild Members

**JO-ANN**  
fabric and craft stores®

Don't forget about this member benefit from JoAnn's! Enroll in the Jo-Ann VIP Discount Card and save 10% on every purchase, every time you shop! Visit your local Jo-Ann store or go to [joann.com/VIP](http://joann.com/VIP) to enroll. *Everyone who currently has a Jo-Ann VIP discount card needs to renew it in August.*

### MAR Executive Board

<b>Region Director</b>	AliceRae Kutish
<b>Asst Region Director</b>	Patty Smith-Gardner
<b>Secretary</b>	Donna Pence
<b>Treasurer</b>	Theresa Underwood
<b>Education/Programs</b>	Betsy Hanson
<b>GCCs</b>	Barbara Fraize
<b>Finance</b>	Leslie Gagliardi
<b>Historian</b>	Catherine Jordan
<b>Membership</b>	Karen DeSantis
<b>Newsletter Editor</b>	Robin Hubert
<b>Outreach</b>	Anne Wilson
<b>Web Coordinator</b>	Anne Wilson
<b>Joan Masterson Memorial Fund</b>	Judy Herrick
<b>MAR PRiDe Scholarship</b>	Leslie Gagliardi
<b>MAR Sales</b>	Vacant

### Slate of Officers for 2014-2016 Term

The Nominating Committee announces its slate of MAR officers for the 2014-2016 term:

- Region Director: Patty Smith Gardner
- Assistant Region Director: Kathy Weigl
- Treasurer: Theresa Underwood
- Secretary: Donna Pence

See the candidate bios on page 7

Voting will take place at the October Region Meeting in Virginia Beach, VA.

### From the Desk of the Secretary

If you have had any officer change since the last regional meeting please be sure that you complete the change form which can be found on the website and forward copies to the region directory and to me. This will allow the data base to be current and accurate when sending out mailings between meetings.

### In Memory

Carol Williams, a member of Colonial West Jersey (CWJ) Chapter, passed away July 10, 2013. Carol, a graduate of Moore College of Art and Design, was CWJ's Program Chairman for 28 years, bringing many talented teachers to the chapter. One of the original members of the MARTIANS, she attended many Mid-Atlantic Region and EGA seminars as well as local bead and textile conventions. In 2011, Carol was a Mid-Atlantic recipient of EGA's "Gold Thread Award". She was also selected to design and stitch a Christmas stocking for the White House Christmas Tree in 1995. She dedicated 3 months (full time) to the project and her and her husband, Bob, enjoyed their visit to the White House to see the stocking displayed. Carol will be fondly remembered for her artistic talents, sharing her talents, and for always encouraging others.



Announcing  
**SMART Day**  
**2013**

We are proud to announce this year's SMART Day is

## Stumpwork Butterfly

A One-Day Class with **Judy Jeroy**

Saturday, October 19, 9 am to 4:30 pm

### About This Year's Class:

## STUMPWORK BUTTERFLY

This beautiful butterfly will be worked with 6-strand cotton and rayon threads over Miracle Wire (DMC) and mounted on a satin box. The body of the butterfly will be made of beads with the antennae of the Miracle Wire. Judy is kitting this in **TWO COLOR COMBINATIONS- Blue/Green** (shown) or **Purple/Green** (threads wrapped on card in photo)

The stitches will be satin, buttonhole, stem, needle painting (long and short) and bead embroidery.

The kit will include linen twill to construct the butterfly wings, base mounting fabric, 6-strand cotton, 6-strand rayon, Miracle Wire, beads, needles, and instruction booklet for a cost of \$25

Participants may also choose to purchase a **black or dark blue satin jewelry box** (6" x 3" x 2" high, with completed, finished interiors and a drop-in top suitable to carry the needlework) for a cost of \$30 *(This is in addition to the \$25 cost for the kit)*

**This course is suitable for all levels.**

**You must be a member in good standing of a chapter in the Mid-Atlantic Region to participate.**

Questions? *Patty Smith Gardner*

This will be held in conjunction with the **Region Meeting Weekend, October 18-19, 2013**, in Virginia Beach, VA. The Region Weekend will be hosted by the **Tidewater Virginia Chapter**.

**What is SMART Day??** Each Fall, the Region sponsors **SMART Day- Stitching Mid-Atlantic Region Tutorial Day-** as part of its commitment to bringing world-class needlework teachers and interesting classes to Region members in an accessible, affordable way.

The Region pays for the teacher and the venue- all Region Members have to do is pay for their kit! It is a great deal, and **SMART Day** is a perk that is open to **all MAR-EGA members**.

This year, we are thrilled to have **Judy Jeroy** teaching SMART Day! Judy's reputation in the world of embroidery speaks for itself; she is simply the best.

Have you wanted to try Stumpwork? Been intimidated by the large, complicated and expensive classes? Here! A small nibble of the technique, a timeless subject, with fun new materials. Judy's teaching style is to have you leaving the class with your head chock-full of great new ideas and tips.

**Come study with the master! It is an unforgettable experience.**



Blue/Green Colorway (as sample)



Purple/Green Colorway



*Be SMART- Register today!*  
*Coupon on back page.*  
*We'll save a seat for you!*

**Next Mid-Atlantic Region Meeting: 7 PM, Saturday, October 19, 2013**

**In conjunction with SMART DAY 2013**

**Virginia Beach Resort Hotel & Conference Center, Virginia Beach, Virginia**

**Hosted by the Tidewater Chapter**



Virginia Beach Resort Hotel  
& Conference Center  
2800 Shore Drive  
Virginia Beach, VA 23451  
(757) 481-9000 Fax (757) 496-4300  
[www.virginiabeachresort.com](http://www.virginiabeachresort.com)

- Room rate: \$109 single or double, \$119 triple, \$129 quad (+ 13% tax)
- Use code "MAREGA" when you make your reservation.
- **Deadline for reservations is September 20, 2013**
- Please book directly with the hotel.

The hotel will extend the special rate 3 days before and 3 days after the Region Meeting (Oct. 15-22).

Each fully-appointed suite offers separate sleeping and living areas with a private balcony overlooking the bay and includes a microwave, refrigerator, coffeemaker, sink, hair dryer, iron, ironing board, alarm clock, two cable televisions and internet connection.

Trade Winds Restaurant on site offering fresh local seafood and regional cuisine, as well as Sunday Brunch and early bird specials.

The following are available at the hotel:

- beach
- fully-equipped health club with sauna, whirlpool, pool, jacuzzi, and massage service
- Virginia Beach Tennis Club - Guests receive 1½ hours of outdoor tennis free for every night of your stay

**SMART Day 2013 Region Meeting**  
**Weekend Schedule of Events**

**Friday, October 18**

**7:00 PM - Executive Board Meeting**

**Saturday, October 19**

**9:00 AM – Noon – Stumpwork Butterfly Class**

**Noon – 1:30 PM – Lunch Break**

**1:30 – 4:30 PM – Stumpwork Butterfly Class**

**7 PM – Region Board Meeting**

**Sunday, October 20**

**9:00 AM – Noon – How to Make a Box**

**Sunday, October 20, 2013, 9 AM to Noon**

**FREE Finishing Class Hosted by The Tidewater Virginia Chapter**

**How to Make a Box**



Before leaving for home and points North join the Tidewater Virginia Chapter for a fun morning constructing a box to display your needlework.

In this class you will learn how to make beautiful boxes to showcase and enhance your needlework. These boxes can be made in any size. You will construct a small box and receive directions on how to design any size box you wish to make in the future.

Your kit includes all the supplies needed to complete 1 box. You will also receive a design to stitch that was especially created for this class and the fabric used to make your box. There will also be a display of different boxes to spark your creative juices. All of the boxes shown follow the directions given in this class.

Registration is **required** for this class so that we have enough kits for everyone who wishes to learn this great finishing technique. To register, complete the coupon at the end of the newsletter. All materials are being donated by the Tidewater Virginia Chapter and the chapter is also underwriting the cost of the teaching fee.



## Are you coming to SMART Day 2013?



The Tidewater Chapter asks everyone who decides to join us in Virginia Beach for SMART Day to email us at [Stitchinstation@aol.com](mailto:Stitchinstation@aol.com) and let us know you're coming. In that email, please include your chapter and the name you would like on your nametag. We are working on cute nametags for attendees. We will respond to each email to let you know that we've received your email. **If we do not respond to your email please resend it.**

Also, if you choose not to let us know that you will be coming to SMART Day, we will be unable to have a cute nametag, goody bag or other surprises waiting for you. So please email us and let us know you'll be joining us for this fun filled weekend. We look forward to seeing you there.

## MAR Chapter Challenge – Betsy Hanson

Hopefully everyone is well on the way to completing our Region's challenge for 2013. I know my chapter is really enjoying the whole process and is excited to see our item coming along. I hope your chapter is having as much fun, discussion and inspiration. I can't wait to see all of the chapters completed projects.



Each chapter that brings a completed project to the Fall meeting will receive \$10 as recognition of participation. The pieces will then be displayed and each attendee at the Fall SMART Day will vote for their favorite. The chapter whose piece receives the most votes will receive \$50 (in addition to the \$10 for participating in the challenge).

**All completed pieces will belong to the region.** They will be auctioned off in a silent auction at the Fall meeting. All of the money from the auction will go to the Joan Masterson Chapter Education Fund.

If you have any questions concerning this challenge, please get in touch with Betsy Hanson.

On another note, I am looking for ideas and suggestions for the Region Challenge for 2014. This can be for chapters as a whole, like this year's challenge, or it can be for individual members of our Region. You can e-mail me your ideas or see me at **SMART DAY 2013** in **Virginia Beach**. I look forward to your ideas.

## Joan Masterson Memorial Chapter Education Fund – Judy Herrick



### Attention Program Chairs!

Are you planning your education/program events for next year? If so, remember the region offers grants through the Joan Masterson Memorial Education Fund. Applications are due November 1. The guidelines and application form are in the MAR Handbook, available on-line. Please contact Judy if you do not have these documents or need more information.

We know these events will provide MAR chapters with educational opportunities for their members and members of the region.



## 2014 Nominees for Election to the MAR Board

### Patty Smith Gardner – Nominee for Region Director

Patty is a member of the Philadelphia Area Chapter. She has served as Newsletter editor and President for Philadelphia, as well as Newsletter editor for the Mid-Atlantic Region. She is currently serving as Assistant Region Director for MAR.

Patty has been a member of EGA since 2004, and has taught classes in several techniques at local chapters and Region and National seminars.

Patty is a commercial designer and makes prototypes of all types of soft goods for the home decor and toy industries. Patty lives outside of Philadelphia with her husband and Portuguese Water Dog.

### Kathy Weigl – Nominee for Assistant Region Director

Kathy Weigl has held numerous positions at Molly Pitcher Stitchers, including President. She has also served on the board for region seminars and national seminar 2006.

She was a Program analyst for US government for 16 years. Social worker for Florida Division of Family Services for 2 years, co-owner of Cold Spring Anglers fly fishing business for 21 years, treasurer of Carlisle Garden Club; past local and province officer for College fraternal alumni association, Alpha Gamma Delta.

Kathy says: "Most of my work has been in overseeing projects and developing programs, and working with others to create the final products. I believe I can work with the board to move the region forward."

### Donna Pence – Nominee for Secretary

Donna has been a member of the Oatlands Chapter for 28 years.

During that time she has served the chapter as Treasurer, President, and Secretary.

She has served the Region as committee chair for the previous two region-sponsored National Seminar and is delighted to be a member of the steering committee for Seminar 2016.

She has held the position of Region Secretary for the past 2 years.

Donna lives in Oak Hill, Virginia, with her husband. She works full time as a Pediatric Nurse Practitioner in a clinic serving uninsured and underinsured clients. Three of her four grandchildren live close and are all happy to help with "titching" (to quote the 3 year old) when they are being babysat.

### Theresa Underwood – Nominee for Treasurer

Theresa Underwood is a professional bookkeeper and has served as financial secretary for the Presbyterian Women in Louisville, KY.

She is currently the volunteer treasurer at her Presbyterian Church in Roanoke, VA.

Theresa is a plural member of Tidewater Virginia and Monticello Chapters. She currently holds the position of Treasurer for the region.



## GCC Report – Barbara Fraize

The MAR Board has chosen ***How Does Your Garden Grow?***, by Carol Currier, as the 2013 Fall GCC offering. This piece is a basic study of crewel stitches and techniques. The simple design is worked on crewel linen or linen twill in the student's choice of colors.

The course outline includes a brief history of crewel embroidery, descriptions of threads, fabrics and tools, a stitch glossary useful for other projects, plus washing and blocking instructions.

Designed to appeal to beginner stitchers both young and old, the student is encouraged to add or subtract from the design. For example, if a bird is not appealing, the student can put a favorite pet into the embroidery design.

Teacher: Carol Peao Currier

Project: Framed picture or pillow

Size: 6" x 8" but the student may enlarge the design if desired

Threads: Crewel wool


Colors: Student's choice



How Does Your Garden Grow  
by Carol Currier

Cost: \$40 per student (\$35 for text, \$5 for postage); includes large color photograph  
Supplies (approximate): \$40 or less if supplies are shared. (Note: A supply list will be emailed to students upon enrollment.)

**Registration deadline is September 20.** The course will run from November 1, 2013 to May 1, 2014. See coupon at the end of this newsletter.



The Spring 2013 GCC, ***Florentine and Tulips***, by Gail Stafford, is well underway with 14 students enrolled. The names of those who complete the project will be announced in the next issue of the MARN.

**Reminder:** Deadline for returning finished pieces to me is **October 20**.



Eight students completed Ganet Burr's ***Brazilian Embroidered Purse***: Rose Marie Amico, Tina Aumiller, Teresa Hoover/ Kathleen Kellar (joint), AliceRae Kutish, Joanne Loebig, Chris Moore and Retha Sellmer. Well done, ladies — Congratulations!



## 2013 MAR PRiDe Scholarship Announced – Leslie Gagliardi


The MAR PRiDe Scholarship Committee is delighted to announce the recipient of the 2013 Scholarship – Sherri Gordon of Molly Pitcher Stitchers chapter in Carlisle, Pennsylvania.

The applicant will receive funding for four days of classes at the upcoming "Winner by a Stitch" EGA Seminar in Louisville, Kentucky.

In her application, Sherri states that while she has stitched off and on for a number of years, it was only since joining the Molly Pitcher Stitchers chapter a couple of years ago that her needlework world began to expand. She hopes that by attending this national seminar, "I will learn even more and be inspired by the many dedicated stitchers who surely attend that event."

Congratulations, Sherri. We know you will have a fabulous time in Louisville and we look forward to hearing about it at a future date.

Leslie Gagliardi, Rosemary Kostansek, Carol Currier  
MAR PRiDe Scholarship Committee



## Membership Report – Karen DeSantis

Your MAR membership offers you many benefits!

- Region Mini-Seminars offer many talented teachers that MAR brings to our region. The next seminar will be hosted by the Philadelphia Chapter in King of Prussia, PA, in Spring 2014.
- Opportunities for EGA group correspondence courses with MAR subsidizing the cost.
- Opportunities for scholarships to learn new stitching techniques.
- The MAR newsletter that shares information among our Region chapters about stitching events and general information.
- MAR is always available to answer questions and offer support to individual chapters.
- For 2013, the \$2 region membership dues were waived by MAR – it's FREE this year!

All this AND MORE – can't beat that!!! This was possible due to the efforts of many members that resulted in successful fundraising.



A reminder to check with your local major and minor league baseball teams for Stitch 'N Pitch<sup>SM</sup> events. Most teams offer reduced tickets, special give-aways and recognition for your chapter. There are usually stitchers there who are not EGA members, and it can be a way to increase your membership as you stitch in public at the game!

## Gold Thread Award Winners

The annual awards recognize outstanding individuals who have given freely of their time and talents, and best exemplify EGA's purpose. Please help us recognize our 2013 winners!



Carolinas Region - Karla Gee

Great Lakes Region - Marylyn Doyle

Greater Pacific Region - Lorie Wahl

Heartland Region - Linda Baehr

Metropolitan Region - Gloria Lennon

**Mid-Atlantic Region - Marie Campbell**

Mid-Eastern Region - Carolyn Dowling

New England Region - Pat Sweet

Pacific Southwestern Region - Helen Imbach

Rocky Mountain Region - Barbara Ing

South Central Region - Sharon Davis

Sun Region - Jenna McClooney

Tennessee Valley Region - Nadine Alexander

The National Award will be announced at the seminar in Louisville.

## Mid-Atlantic Region All Stars

We have another region all-star to celebrate. Marie Campbell has been awarded the Gold Thread Award for the Mid-Atlantic Region. Marie was nominated by Rosemary Kostansek. In support of Marie's nomination, Rosemary wrote:



I have known Marie Campbell since 1983, when I moved into the Mid-Atlantic Region and joined the Bucks County Chapter. I was elected chapter representative to MAR and became involved with region administration and education. My first opportunity to work with Marie came when I served as MAR Region Director 1989-91 and she edited our region newsletter. Our association continued as we worked together for Seminar '94. Throughout this time, Marie was teaching at Mt. St. Mary's College, but after her retirement she went on to serve EGA as a national officer for three terms in three capacities and most capably in each instance. When she became president, she came to me requesting I consider serving as Embroidery Editor for *Needle Arts*. With her background in English and literature, she certainly served well on the editorial board. I served as editor for six years. My husband and I operated the bookstore for Seminar 2006 under chairman Marie.

In reviewing the list accompanying this letter of nomination, and the service given to her chapter/s, her region, and the national organization, it seems to me that Marie Campbell is a most worthy candidate, not only for the Gold Thread Award in Mid-Atlantic, but also for the national award. While I know there are always worthy candidates in every region, there are very few individuals who have contributed over the years as Marie has, and I know you will give her your full consideration.





## CAMP WANNASTITCH

The Mid-Atlantic Region Stitchers' Retreat  
Friday thru Monday, January 17-20, 2014  
Ocean City, Maryland



It's time to spend another fun-filled long weekend at the Clarion Resort - Fontainebleau Hotel!

We have the same ballroom reserved for stitching from Friday at noon through Monday at noon! Bring some goodies to share and be prepared to stitch from early morning until late at night - or whatever hours you like!

**Please contact the Clarion directly to reserve your room 1-800-638-2100 or 410-524-3535.** Please ask for the Camp Wannastitch rate when making your reservation. Double rooms are \$82 per night + tax. Guest rooms and stitching rooms have mini fridges, microwaves and coffee pots.

**Please remember, there will be no refunds of registration fees after the January 4 deadline.**

Use the coupon at the end of this newsletter to reserve your spot – the registration fee is \$10.

**Deadline for registration is January 4, 2013.**

Don't wait, reserve now!



Find us on Facebook by  
searching for Camp Wannastitch



Clarion Resort – Fontainebleau Hotel  
19199 Coastal Highway  
Ocean City, MD 21842

1-800-638-2100 or 410-524-3535  
[www.clarionoc.com](http://www.clarionoc.com)



Registration opens October 1, 2013! The Seminar brochure with complete information coming in September.

*The Philadelphia Area Chapter Proudly Hosts*  
**Golden Threads**



**The Mid-Atlantic Region EGA  
Mini-Seminar 2014**  
March 21-23, 2014  
King of Prussia, PA

The Mid-Atlantic Region invites you to come  
celebrate the  
**Philadelphia Area Chapter's  
50th Anniversary**

As they host our **Mini Seminar, March 21-23,**  
in fabulous **King of Prussia, PA**

- Wonderful selection of over 17 classes
- Premier shopping at King of Prussia Mall
- Needlework and Beading stores nearby with special Seminar offers and hours
- Fun with friends old and new

**Give yourself Liberty to join the Revolution!**

*For more information visit [marega.org](http://marega.org)*



## "We're not done yet!" – Tricia Johnson , Tidewater Virginia Chapter

A few of our seasoned ladies and a few newbies wanted to take on a project that had very small embroidered flower done on a needle book and asked me to teach them. I knew it would take them two years to complete this project, so I broke it down into doable parts and taught them one flower each month. I had them practice on a doodle cloth at the meeting to make sure they understood the combination of stitches and how to do those stitches. Their homework was to practice until they were happy with the outcome and put it on their needle book for the next meeting. There were times it would take them a couple of meetings to complete one flower, and times where they could finish two or three flowers. To everyone's surprise, they completed the book in one year. I would like to share the results to encourage others that are not done yet, no matter how seasoned they are.



(from left to right) Lucile Tiller (age: 90), Karen Lowenthal, Caroline Jones, Betty DiPietro, Chris Christakos, Laura Whitson



**Delaware Sampler Symposium**  
**Biggs Museum, Dover, DE**  
**March 21-23, 2014**

Lynne Anderson of the Sampler Consortium has **re-scheduled the DELAWARE SYMPOSIUM, from November to March 21,22,23, 2014.** The site chosen is the Biggs Museum in Dover, DE. There will be lectures, field trips, classes and hopefully, a sampler exhibition and catalog. The focus of the exhibition and catalog will feature Family Records and other Delaware needlework that records family names and/or initials. The title is "Wrought with Careful Hand: Ties of Kinship on Delaware Samplers". The following quote comes from a verse on a Family Record sampler:

The births of this one family  
 I've wrought with careful hand.  
 May not the dreaded hour be nigh  
 That breaks our social band.  
 But when the day of life is past  
 The little hour that's given  
 May we all but meet at last  
 A Family in Heaven



Stitched by Emma Flint on her Family Record sampler, 1827, and in the collection of the Metropolitan Museum of Art.

*The Sampler Consortium is a collaborating partner on the Sampler Archive Project. Funded by a grant from the National Endowment for the Humanities to the University of Delaware and the University of Oregon, the goal of the Sampler Archive Project is to create an online searchable database of information and images for all known American samplers and related girlhood embroideries. For more information on the Sampler Archive Project, go to [www.samplerarchive.org](http://www.samplerarchive.org).*

## Through the Needle's Eye - 20<sup>th</sup> National EGA Exhibit



Participation in the 20<sup>th</sup> National Exhibit is open to EGA members and the public. There will be two categories: Original and Adaptation. Using EGA definitions, an original work is one which, from the beginning, is solely the creative product of the stitcher. An adaptation is needlework inspired by or based upon a source other than needlework and modified through significant design changes.

The exhibit will be juried and judged by a panel of three judges. Original needlework by EGA members will be eligible to receive the Diana Grossman Memorial Award. All needlework will be eligible for the Virginia Miller Contemporary Needlework Award and the Judge's Choice Awards.

In addition to the exhibit awards, the Mid-Atlantic Region is offering a \$150 award to a participating MAR member. The exhibit judges will determine the winner of this award, as well.

**Entry packets must be post-marked by September 15, 2013**, or earlier. The brochure, complete with guidelines and entry form, can be found on-line at [www.egausa.org](http://www.egausa.org). For questions, send a SASE to the exhibit registrar or e-mail her at [tne2014registrar@gmail.com](mailto:tne2014registrar@gmail.com).

**Susan Goodman, 20<sup>th</sup> Exhibit Registrar**  
**7377 S. Ulster Street**  
**Centennial, CO 80112**

---

## A Request for Help

I am a textile historian who has received three EGA Research Fellowship awards and published four articles in *Needle Arts*. My current research is on Martha Mood and I wondered if you could help me to locate and promote her work which incorporated embroidery.

Martha Mood (1908-1972) was a San Antonio artist who turned to fibers in the late 1950s. She was well known in the Texas art world during her lifetime, and worked closely with architect O'Neil Ford who owned one of the over 500 wall hangings she created using cloth, embroidery stitches, and other needlework techniques. All of her work is signed with her name on the front.

The goal of this research project is to reintroduce the world to her work via a website, multiple publications, and possibly an exhibit (not yet organized). I hope to locate as many of 'stitcheries' (her term) as possible, as well as other artifacts created/designed by Martha Mood. Some of these works are in museums, but many are in private collections.

As a textile historian I can say that Martha Mood was one of the leaders, if not the founder of the fiber art movement, and was responsible for the recognition that embroidery and other needle arts now has in the art world. If you know of any examples of her work, or even photographs in books (other than the one devoted to Martha Mood) please contact me. You can also forward this notice to anyone who may have any information relevant to this research.

Susannah Worth, Ph.D. (Textiles)  
[sworthmm@gmail.com](mailto:sworthmm@gmail.com)



Tile for Texas Instruments Building; Martha Mood, in collaboration with O'Neill Ford

**New MAR Banner**

The new MAR banner is now with the Susquehanna Chapter.

More than half of the 169 blocks have been stitched. Some are simple cross or Rhodes stitches. Others are elaborate (check out the breaching whales in the lower right).

Twenty-four chapters have signed up for a visit from the banner.

The banner's travel schedule is below.



**THE REGION REPS WILL BE IN CHARGE OF THE CANVAS WHILE IT IS IN THEIR CHAPTER.**

**MAR BANNER SCHEDULE**

<b>August</b>	<b>Susquehanna</b>	<b>Alice Sheridan</b>
<b>Sept/Oct</b>	Constellation	Pam Kopp
<b>Nov/Dec/Jan 2014</b>	Colonial West Jersey	Gladys Kleinknecht
<b>Feb/March</b>	Creative Needlework Guild	
<b>April/May</b>	Princeton	
<b>June/July</b>	Lamplighters	
<b>Aug/Sept</b>	Gentle Pursuits	
<b>Oct/Nov/Dec</b>	Fauquier	
<b>Jan/Feb 2015</b>	Bucks County	
<b>March/April</b>	Winchester	
<b>May/June</b>	Brandywine	

**Registration Coupon – SMART Day Class – Stumpwork Butterfly  
October 19, 2013 – Virginia Beach, VA**



Name \_\_\_\_\_ EGA Member # \_\_\_\_\_ MAR Chapter \_\_\_\_\_

Home Address \_\_\_\_\_

E-mail Address \_\_\_\_\_

Home Phone \_\_\_\_\_ Cell Phone \_\_\_\_\_

Emergency Contact \_\_\_\_\_ Phone \_\_\_\_\_

Stumpwork Butterfly Kit ..... \$ 25 (**circle** BLUE/GREEN or PURPLE/GREEN)

Satin Jewelry Box for Mounting... \$ 30 (**circle** BLACK or DARK BLUE)

\$ \_\_\_\_\_ Total Enclosed

Mail to: Patty Smith Gardner

**Questions?** Contact Patty Smith Gardner

**Please enclose Check Made Payable to: MAR EGA**

**Registration Deadline: August 31, 2013**

**Registration Coupon – Fall Finishing Class – How to Make a Box  
October 20, 2013 – Virginia Beach, VA**



Yes, sign me up for the class, "How to Make a Box"!

Name \_\_\_\_\_ EGA Member # \_\_\_\_\_ MAR Chapter \_\_\_\_\_

Home Address \_\_\_\_\_

E-mail Address \_\_\_\_\_

Home Phone \_\_\_\_\_ Cell Phone \_\_\_\_\_

Emergency Contact \_\_\_\_\_ Phone \_\_\_\_\_

Mail to: Betsy Hanson

**Registration Deadline: August 31, 2013**

**Questions?** Contact Betsy Hanson





**Registration Coupon – MAR GCC – Fall 2013**  
**How Does Your Garden Grow? by Carol Currier**



Name \_\_\_\_\_ EGA Member # \_\_\_\_\_ MAR Chapter \_\_\_\_\_

Home Address \_\_\_\_\_

E-mail Address \_\_\_\_\_

Home Phone \_\_\_\_\_ Cell Phone \_\_\_\_\_

**Enclose Check Made Payable to: MAR EGA**  
**(Please put "How Does Your Garden Grow?" on Check Memo )**

Mail to: Barbara Fraize

**Text fee & Postage: \$40 (\$35 + \$5 postage)**

**Registration Deadline: September 20, 2013**

**Questions? Contact Barbara Fraize**



**YES! I'm coming to Camp Wannastitch!**

Name \_\_\_\_\_ Chapter \_\_\_\_\_

Phone \_\_\_\_\_ Cell \_\_\_\_\_ Email \_\_\_\_\_

Emergency Contact Name \_\_\_\_\_ Emergency Contact Phone Number \_\_\_\_\_

Registration is \$10. Please make check payable to **MAR EGA**.

Mail coupon and check to:  
Julie Thomas

**Deadline is January 4, 2014**

**Questions? Contact Julie Thomas**





**MAR PRiDe Scholarship Report**  
**By Rose Marie Wert**

I was so thrilled to receive the 2011 MAR PRiDe Scholarship to attend the 5<sup>th</sup> International Embroidery Conference: *Embroidery of the Americas and The Influence of Colonization* held Sept. 8- 10, 2011, at the Naples Grande Beach Resort in Naples, Florida, immediately preceding the Flamingo Fandango - EGA National Seminar 2011!!!!

Thursday evening, September 8<sup>th</sup>, Eva Fognell of Cooperstown, New York, presented her lecture "Native American Quill and Moose Hair Embroidery". She reported that the porcupine's habitat spans from Alaska to Nova Scotia. The indigenous women took the quills and dyed them with vegetable colors: red, yellow, black and blue. Some pressed these quills flat while others did not but they would at least snip off the rough points so that the dyes would penetrate. The Quillwork presented during the lecture was 20 ½" x 6 ½", dated from 1780 to 1796 and was an example of an individual visionary experience with signs seen in dreams. As such, it represented the spirit world from the thunderbird - the preeminent theme of the skyworld- to the turtle as symbol of the underworld.

The Moosehair Sofa or Settee was a result of the French Ursuline Nuns who traveled to Quebec in the late 1600's. These Nuns had little access to traditional threads as such and therefore turned to natural resources, in particular, the moose hair which they employed as embroidery floss. The Ursulines taught floral embroidery using the moose hair on birch bark. The height of this embroidery was in the 1760's and by the 1800's there was no more indication of it continuing. The settee itself is 13" long and 6" in height and appears in volume 20 of the Heritage Magazine of the New York State Historical Association.

Two stitches appeared in this type of work: a knotted stitch which was brought up from the bark, knotted and taken back again and a bristle technique. Likewise, two scenes were often depicted: a floral with greens and berries and a native scene usually set in front of a fire. These were for trade or sale but the floral designs were seen on clothing. The stitching on birch bark was done when the bark was wet so that it could be pierced by an awl and the hair pulled through. When dry, the hair was held in place.

Beadwork was in use before the European explorers arrived with their glass beads from Venice, Bohemia and Holland. Natives had their beads from shell, bone and animal teeth. They valued the healing properties of the white shell. This beadwork was found among the Seneca of New York as well as the Mohawk and Iroquois. Two types of stitches appear on their items: the lacy stitch in which four or five beads were placed on a thread and the box stitch whereby a single bead was threaded and stitched one to two times. In summation: art forms appeared as uncorrupted art work of the Indian women before the European influence. A radical change occurred as a result of the European immigration during the 1700's through the 1900's not as a corruption rather as a way of incorporating the new with the old and as a means of survival with a cash economy.

Friday morning, Sept. 9<sup>th</sup>, Dr. Ellen Clark of Texas presented "Huipiles: A Fabric of Identity". A huipil is a loose rectangular garment with a hole in the middle and made of cotton, wool, or silk. The word itself is of Nahuatl descent with huipooipi meaning a blouse loose or tucked into a skirt called a cueitl. A cueitl huipil was a skirt and blouse and became a metaphor for "woman". Most huipiles were woven on a backstrap loom by the women of southern Mexico and Guatemala: the Mixtecas, Chinantes, Zaucalpas, the Triquesas, and the Zapotecas. The powerful Mayan Lady Xoc 725 AD of Yaxchilan, Chiapa, Mexico wore huipiles with a rounded collar. During the Mayan times, as well as today, clothing could "transform a person and a person could transform the garment". The huipil is for everyday wear as well as ceremonial occasions. It tells who wove it, who wears it, who she is, where she's from, her place in society, as well as her marital status, religion, power and personality. Each region and area displays a distinctive shape, design, style and color. Designs are timeless.

A Yalalog is a huipil embroidered with geometric designs instead of floral ones. Today huipiles are being worn more in societies of Mexican descent to reflect femininity, identity, strength, tradition, values and culture.

Dr. Clark is a Professor of Bicultural Bilingual Studies at the University of Texas at San Antonio.

The third presenter was Kimberly Ivey of Colonial Williamsburg with "Early British Needlework on American Samplers". She is the associate curator of Textiles and Needlework at the Colonial Williamsburg Foundation.

Kimberly's research showed that the Johan Sibmacher's Pattern Book published in 1604 in Muehlenburg proved floral designs were indeed available. Crewel work was done on a twill ground. Various teachers advertised themselves as "lately arrived from London" to obtain the notice of families who wanted their daughters to be trained in the field of needlework and to make them prized by potential suitors.

During the early 18<sup>th</sup> century, British influence was seen in technique and designs with alphabets, vines and flowers often in reversible stitching. The poetry and book quotes were stitched in many Virginia samplers. Quotes from the Bible were also evident and expressed in white work and candle wicking.

A change was seen in Massachusetts Samplers from a long piece to a more rectangular picture form. Pastoral and hunting scenes were evident often with reclining shepherds, a trio of sheep (two white and one black,) birds, and bees.

Needlework in the Chesapeake Area (Virginia, Maryland and Delaware) reflected the taste, fashion and politics with neat and precise stitching techniques including a reverse marking cross, an Irish stitch and the Queen stitch reversing to a four-sided stitch.

The influence of British Religious Affiliations was illustrated in the Quaker Samplers with their reflections of equality, simplicity, and peace. The Westtown Boarding School, established in 1794 outside West Chester, Pennsylvania, began with plain darning samplers of white silk thread on natural linen of 27 to 30 stitches per inch. Eventually floral sprays, eight-pointed stars, Johnny jump-ups, French pinks, roses and lilies of the valley appeared.


Jill Hall started the afternoon by presenting "A Paradise In Silk and Gold: the Plimouth Jacket". Jill is the expert on the first seven years of the Pilgrims and during the Autumn of 2006 started the Plimouth Jacket Project (Faith) which is a recreation of a 17<sup>th</sup> century jacket. She described the process of planning the garment and assessing the skills of those stitchers involved in producing the jacket worked in silk and metal threads and lace. Jill was a consultant on the History Channel's "Desperate Crossings: The Untold Story of the Mayflower".

The rest of RoseMarie's report can be requested from Leslie Gagliardi at [leslieg542@yahoo.com](mailto:leslieg542@yahoo.com)



MARN Editor  
Robin Hubert

Visit:  
**marega.org**



*Sign into the members only area:*

All EGA chapters are granted permission to reprint original material in this newsletter with proper credit given to the author and the Mid-Atlantic Region Newsletter. Any copyrighted material will be indicated. Written permission to reprint copyrighted material must be obtained from and granted by the author or artist.

#### **Mission Statement**

**Our mission is to stimulate appreciation for and celebrate the heritage of embroidery by advancing the highest standards of excellence in its practice through education, exhibition, preservation, collection and research.**

#### **Vision Statement**

**EGA strives to be an acknowledged authority in the preservation and education of needle arts as an art form with significant resources to serve its broad-based membership and global community.**

Please feel free to use this statement wherever you feel is appropriate, especially in your chapter newsletters.



#### **About MARN**

MARN (Mid-Atlantic Region Newsletter) is now published three times a year (April, August, and December). Subscriptions for mailed copies for one year are only **\$6**. The address label on a paid subscriber's copy carries the expiration date. If you would like to receive the MARN, send your check to:

#### **Theresa Underwood**

Please make your check payable to **MAR-EGA**. Theresa will inform the editor of your subscription or renewal.

#### **Submitting Newsletter Information**

Information can be submitted for the newsletter in two ways. You may E-mail the MARN editor or send it by mail. Her information is listed in this newsletter. Please include your name, chapter, and phone number.

Unless otherwise stated, the deadline for article submission is one month before publication. The exact date will be announced.

#### **Online MARN**

This issue of the MARN is available in full color for FREE on the MAR website. The newsletter is on a password-protected members-only page. If you would like access to the page, use the username and password listed above. Email the web coordinator if you cannot access the members only area. (You do not need to be a member of the Mid-Atlantic Region to access the online **MARN**.) There is also a scrubbed version (with no personal information) available without a password on the same site. [www.marega.org](http://www.marega.org)